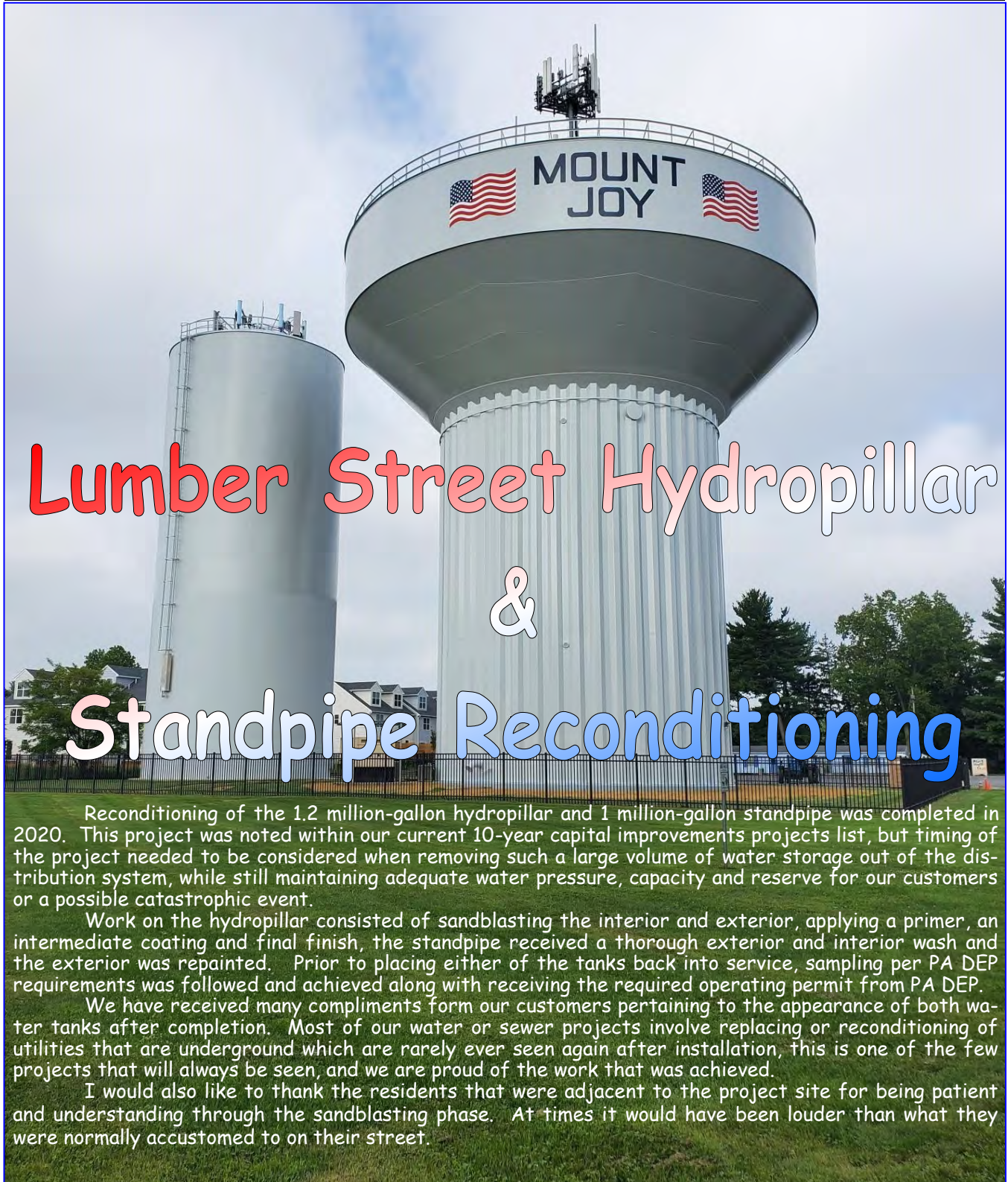


# Mount Joy Borough Authority

## 2021 Annual Report



Reconditioning of the 1.2 million-gallon hydropillar and 1 million-gallon standpipe was completed in 2020. This project was noted within our current 10-year capital improvements projects list, but timing of the project needed to be considered when removing such a large volume of water storage out of the distribution system, while still maintaining adequate water pressure, capacity and reserve for our customers or a possible catastrophic event.

Work on the hydropillar consisted of sandblasting the interior and exterior, applying a primer, an intermediate coating and final finish, the standpipe received a thorough exterior and interior wash and the exterior was repainted. Prior to placing either of the tanks back into service, sampling per PA DEP requirements was followed and achieved along with receiving the required operating permit from PA DEP.

We have received many compliments from our customers pertaining to the appearance of both water tanks after completion. Most of our water or sewer projects involve replacing or reconditioning of utilities that are underground which are rarely ever seen again after installation, this is one of the few projects that will always be seen, and we are proud of the work that was achieved.

I would also like to thank the residents that were adjacent to the project site for being patient and understanding through the sandblasting phase. At times it would have been louder than what they were normally accustomed to on their street.



# Board of Directors & Officers

John D. Rebman



Larry Derr



Paul Ruffini



Christopher Metzler



J. Michael Melhorn



The Board of Directors & Officers meet on the first and third Tuesday of each month at 4 PM.

## A Message From The Authority Board Chairman

As you will see, the 2021 Annual Report will again highlight both a busy and exciting year for Mount Joy Borough Authority (MJBA).

Our largest noticeable upgrade completed in 2020 is the Lumber Street Water Tank Rehabilitation Project. This project was part of our Capital Improvements Projects, which involved a complete sandblasting and repainting of the 1.2 million-gallon hydropillar, along with the recoating of the adjacent 1-million-gallon standpipe.

Authority staff continue to apply for grants when these opportunities become available. In November 2019, we applied for a grant through the PA Department of Community and Economic Development (DCED) under the PA Small Water and Sewer Grant, unfortunately, we were unsuccessful in receiving a favorable request. These grants are highly competitive as there are many noteworthy applications and we will continue to apply for future grants when they become available.

Both water and wastewater facilities are staffed with highly trained operators that have acquired licenses through PA Department of Environmental Protection. As of this date, we have a combined eleven employees with a license in water, wastewater or both and encourage its remaining employees to accomplish this status. The Authority is fortunate to have dedicated, proactive and mindful employees who care about the services they provide.

The Authority continues to undertake projects that will improve the overall system through water or sewer line replacements, facility upgrades or future proposed regulatory requirements, all intended to benefit our customers. MJBA's Board of Directors and Officers will continue its efforts in providing a service that meets all state and federal requirements and steer the Authority in a direction that is beneficial to its purpose and customers.

I encourage you as a customer to read through the articles and reports contained within this Consumer Confidence Report.




# Things You Can Do To Prevent Water Waste



• Check your toilets for leaks. (Put food coloring in your toilet tank. If, without flushing, the color begins to appear in the bowl, you have a leak that should be repaired.)

- Replace older toilets with efficient water saving toilets.
- Check all faucets, pipes, hoses & couplings for leaks inside & outside your home.
- Rinse your razor in the sink.
- Turn off the water after you wet your toothbrush.
- Use your automatic dishwasher & washing machine only for full loads.
- If you wash dishes by hand, don't let the water run for rinsing.
- Don't let the faucet run while cleaning vegetables.
- Keep a bottle of drinking water in the refrigerator.
- Water your lawn only when it needs it.
- Deep-soak your lawn. Water during the cool parts of the day. (Early morning is better than dusk because it helps prevent growth of fungus.)
- Plant drought-resistant trees & plants.
- Put a layer of mulch around trees & plants. (Mulch slows evaporation of moisture and discourages weed growth.)



- Don't water the gutter.
- Use a broom, not a hose, to clean driveways & sidewalks.
- Don't run the hose while washing your car.
- Tell your children not to play with the hose & sprinklers.
- Take shorter showers.
- Install water-saving showerheads or flow restrictors.
- Take baths.





# Mount Joy Borough Authority Staff

## Administration

(Pictured from left to right)

(Back)

- Scott Kapcsos, Operations Manager  
(W-A1 ) Water License—10 yrs
- Joe Ardini, Authority Manager  
(S-A1/W-A1) Water & Sewer License—24 yrs

(Front)

- Lindsey Edgell, Admin. Assistant—19 yrs
- Angie Fenicle, Business Manager—22 yrs



## Construction Department



(Pictured from left to right)

- Ryan Storm, Construction Laborer, Water License in Process—3 yrs
- Jason Bowers, Operator/Construction Laborer, (W-A1) Water License—22 yrs
- Chris Morton, Construction Supervisor, (W-A1) Water License—2 yrs
  - Rory Frey, Construction Laborer—1 yr

# Mount Joy Borough Authority Staff

## Water Department

(Pictured from left to right)

- Shawn Younger, Operator  
Water License in Process—3 yrs
- Scott Kling, Operator  
(W-A1) Water License—14 yrs
- Zachary Dennis, Chief Operator  
(WA-1/SA-1) Water & Sewer License—7 yrs



## Wastewater Department



(Pictured from left to right)

- Jim Zink, Operator, (W-A1) Water License—42 yrs
- Gary Karichner, Operator, (S-A1) Sewer License—14 yrs
- Ralph Eckels, Operator, (S-A1/W-A1) Water & Sewer License—23 yrs
- David Piatt, Operator, (W-A1/S-A1) Water & Sewer License—8 yrs
- Dennis Hardman, Chief Operator, (S-A1) Sewer License—22 yrs




## Are You Replacing Your Curb and/or Sidewalk?

While your sidewalk contractor is removing your old sidewalk, it is very wise to dig a little further to check the condition of your water service line. If it is a galvanized line, you should consider replacing it with new copper line before spending the money on your new sidewalk knowing an old water line is located under it.

Many times shortly after pouring the new concrete sidewalk, the disturbance from the construction causes the old line to leak resulting in the new sidewalk having to be dug up. If you have your contractor carefully expose the water line, Authority staff will be happy to inspect it free of charge.

Also, your contractor should be sure that the curb valve box is perfectly straight and over the valve. In order not to pour concrete against the curb box lid, wrapping duct tape around the lid works well.

If you are planning any curb and sidewalk replacement and are unsure of your situation relative to your water line, feel free to contact the Authority Office for assistance.



Mount Joy Borough Authority protects its utility lines by marking with paint and flags, the locations of the sewer and water lines that lie under the surface of the streets. This usually occurs when a contractor needs to dig in the street or yard to perform some type of work. It is also important for residents to locate such utility lines to help protect yourself from injury and expense. All utility markings are color coded in which for Sewers and Drain Lines are **GREEN** and Potable Water Lines are **BLUE**. Below you can view the rest of the utility color coded markings. For more information, you can visit, [call811.com](http://call811.com).

WHITE	Proposed Excavation
RED	Electric Power Lines, Cables, Conduit & Lighting Cables
PINK	Temporary Survey Markings
YELLOW	Gas, Oil, Steam, Petroleum or Gaseous Materials
BLUE	Potable Water
ORANGE	Communication, Alarm, Signal Lines, Cables, Conduit
GREEN	Sewers and Drain Lines
PURPLE	Reclaimed Water, Irrigation and Slurry Lines



Mount Joy Borough Authority has contracted with SWIFT Reach Network to have an immediate response mechanism to alert you of any important news relative to your water/sewer service. Currently we have basic information for most property owners. You are able to access this file to add/change items, such as cell phone or other electronic devices such as e-mail. Please visit [www.mountjoyborough.com](http://www.mountjoyborough.com) and click on the link to the left that says "Police", then follow to the link that says "Swift 911 Emergency" to submit your information electronically. This system will also be available for use by the Borough and Police Department to alert you of emergencies. If you do not have internet access, please call the Authority Office at 717-653-5938 so we can update your information for you.

# What is the Current Water & Wastewater Systems Comprised of?



Water provided to our customers comes from two separate facilities, two wells provide raw water from the same aquifer to the Carmany Road Treatment plant and a third well provides raw water from a separate aquifer to South Jacob Street Treatment plant. After the water is pumped to the plants the process of filtration, softening, nitrate reduction and chlorine addition are completed, the South Jacob Street facility also utilizes ultraviolet disinfection in conjunction with chlorine addition. The next step consists of approximately 927,467 thousand gallons of potable water being pumped into more than 71.3 miles of water distribution system and three storage tanks which combined hold over 3 million gallons of

water. The water in the distribution system provides service to all 5,065 connections and supplies water for fire protection to more than 511 fire hydrants. In addition, there is a water booster station located in the distribution system to increase pressure in the western part of the community.

The wastewater system consists of more than 74.5 miles of sewer mains with more than 1,401 manholes. Approximately 20 percent of the daily generated wastewater flows to the wastewater plant by gravity, the remaining 80 percent is conveyed to the plant by 8 different sewage pump stations located throughout the collection system. Once at the plant the average 926,000 gallons of wastewater is treated by grit removal, clarifier sedimentation, alum addition, final clarification, methanol addition for nitrogen reduction, filtration, and ultraviolet disinfection prior to being discharged into the Little Chiques Creek. In 2020, the wastewater treatment plant removed approximately 626 dry tons of Class A bio-solids, which some local area farming operations utilize to offset nutrient needs of the soils.



## Regulations from DEP Regarding Water Main Breaks



There is very specific protocol required by DEP (Department of Environmental Protection) when a water main break occurs. Depending on how and what type of break happens, precautionary boil notices will be put out. When you see the boil notice, there isn't necessarily a problem; we are just following DEP protocol. Please feel free to contact the Mount Joy Borough Authority at 717-653-5938 if you see a boil notice and have any questions.





# Current Projects



Water St Water Main Replacement

Clarifier & Thickener Rehab project (Ongoing)



New St & Walnut St Water Main Replacement



## Additional Current Ongoing Projects

- Hydrant Flushing
- Leak Detection
- Flushing & Televising Sewer Mains
- Residential Meter Replacement (see back page for more details).



# Recently Completed Projects



Well's 1&2 PLC upgrades

## Additional Completed Projects

- Springville Rd Water Main Replacement
- David St Water Main Replacement





# A Message From The Authority Administrator Joseph Ardini



The Mount Joy Borough Authority (Authority) is an "operating authority" providing water and wastewater services to over 5,065 commercial, industrial, and residential accounts. The population served is approximately 15,075 people from Mount Joy Borough and portions of Mount Joy, East Donegal and Rapho Townships.

The Authority provides two separate services to our customers, one is to provide a safe potable supply of water to meet system demand and the second service is to provide effective treatment of wastewater to comply with state and federal regulations. In addition to the water and wastewater treatment plants, the Authority operates, maintains, and upgrades the water distribution system and wastewater collection system. The Authority's service area map is shown on page 12.

Over the last year, the Authority completed upgrades at the Wastewater Treatment Plant which consisted of the replacement of one effluent pump, cleaning of the methane gas conveyance lines, as well as numerous other maintenance equipment. The Clarifier Drive Replacement Project was started, and one primary clarifier has been completed, the project was temporally halted due to weather conditions over the winter but resumed in April 2021. The remainder of the project will be completed by mid-summer 2021.

During 2020, the Authority completed two separate in-house distribution system upgrades. One upgrade was on Springville Road from the intersection of Cedar Lane and through the intersection of Birchland Ave, approximately 650 feet of new 8-inch DICL watermain was installed to replace the existing 4-inch cast iron watermain, new fire hydrants were also installed. Another watermain replacement occurred on David Street where approximately 330 feet of new 8-inch DICL watermain was installed to replace the existing 4-inch cast iron watermain. Upgrades to the PLC (programable logic controllers) and antenna system at two of our water well sites also occurred in 2020. Project upgrades like these provide benefits to customers by improving water quality, fire protection and reducing potential outages.

A new budget was adopted for the Authority's fiscal year, new rates will be applied in the May billing period. Moving forward, the Authority will continue to evaluate the current rate schedules for both water & sewer.

The Authority board and staff never want to lose sight of what is most important, that is you, our customers. Our goal is to provide a system that will permit uninterrupted service to you and future generations. This service can be accomplished even in an environment that is heavily regulated by State and Federal Agencies. We encourage you to contact us at any time with questions or suggestions. I can be reached at the Mount Joy Municipal Center by phone at 717-653-5938 or by e-mail at [joe@mountjoypa.org](mailto:joe@mountjoypa.org).

Respectfully,  
Joseph M. Ardini, Authority Administrator

# A Few Things to Check...

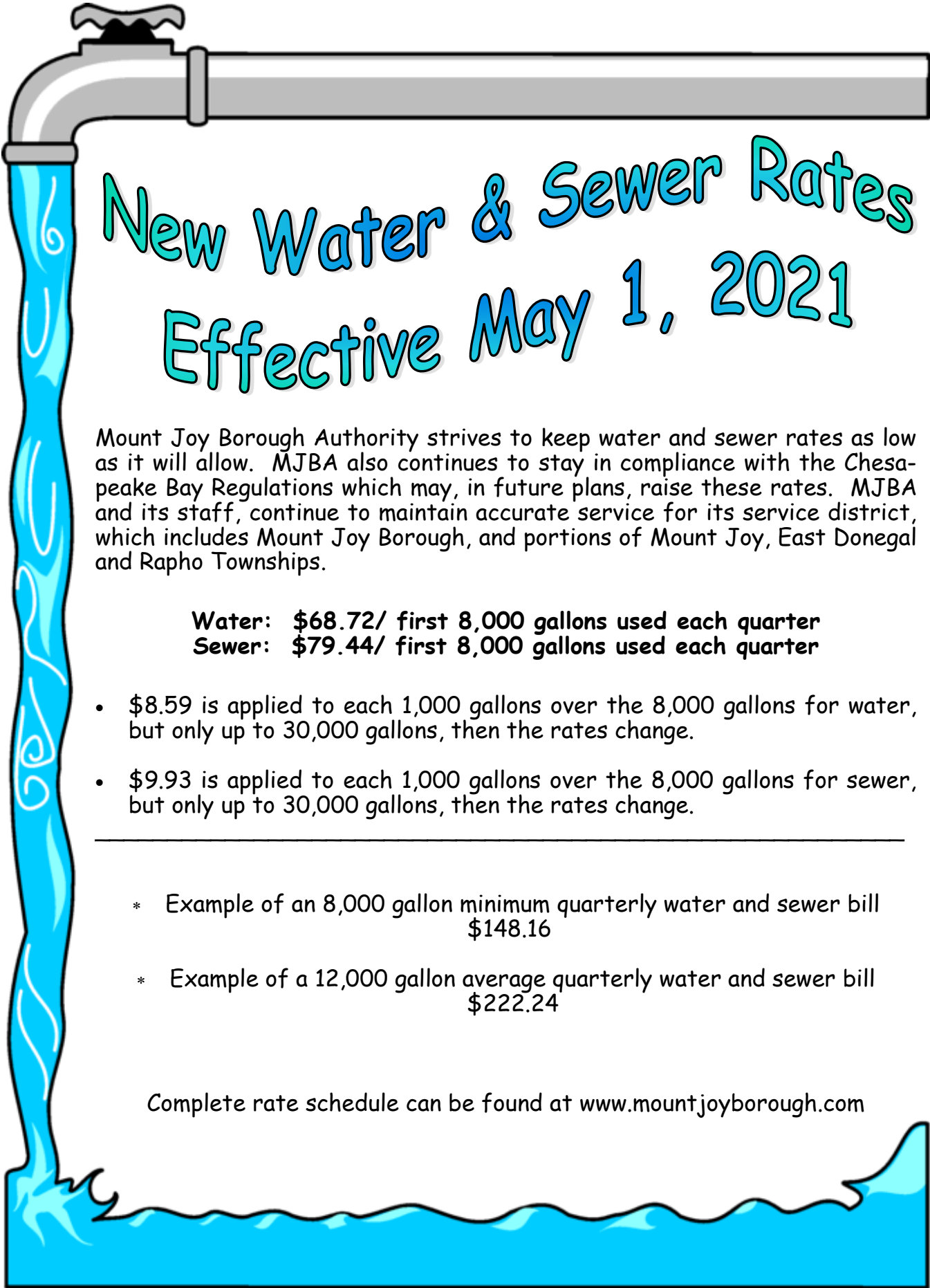
As we start with the outside cleanup from this past winter, now would be a good time to also check a few items you might not have thought of yet. If you have an outside spigot coming through your wall, verify that cold weather over the winter did not damage the fixture. Connect your garden hose with a spray nozzle to the outside spigot and run some water through the hose, then while leaving the spigot valve on, listen and look for any possible water leaking inside or outside the home. Another item sometimes overlooked would be the vent cap on your sewer line. If you have a vent cap, make sure it is clear of debris around the cap, attached firmly to the pipe and that the pipe does not appear to be broken. Although these two suggestions may seem minimal, finding a possible issue early is always better than finding one after the fact.



## Work Orders

Meters are read four times per year, typically in February, May, August and November. Each quarter when this is completed there are always a few meters that did not read for various reasons. When this happens it will require a work order be generated for each of those particular properties. Once a work order is created, one of the Mount Joy Borough Authority employees will come out to look at the problem and fix it. Each employee will always have proper identification on them so you can verify that they are in fact an employee of Mount Joy Borough Authority. If you ever have any questions about this please do not hesitate to call the office at (717) 653-5938.





# New Water & Sewer Rates Effective May 1, 2021

Mount Joy Borough Authority strives to keep water and sewer rates as low as it will allow. MJBA also continues to stay in compliance with the Chesapeake Bay Regulations which may, in future plans, raise these rates. MJBA and its staff, continue to maintain accurate service for its service district, which includes Mount Joy Borough, and portions of Mount Joy, East Donegal and Rapho Townships.

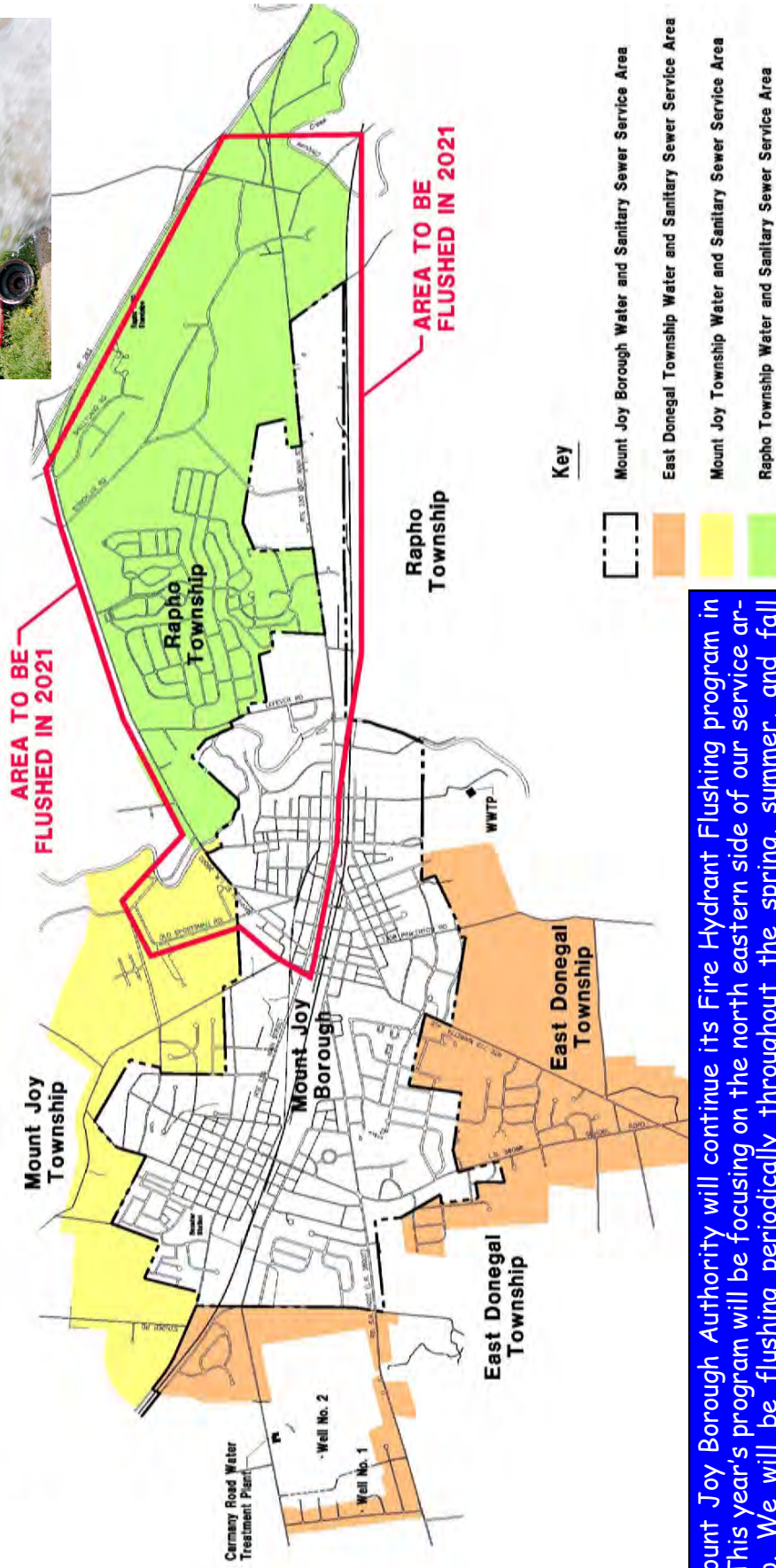
**Water: \$68.72/ first 8,000 gallons used each quarter**  
**Sewer: \$79.44/ first 8,000 gallons used each quarter**

- \$8.59 is applied to each 1,000 gallons over the 8,000 gallons for water, but only up to 30,000 gallons, then the rates change.
- \$9.93 is applied to each 1,000 gallons over the 8,000 gallons for sewer, but only up to 30,000 gallons, then the rates change.

- 
- \* Example of an 8,000 gallon minimum quarterly water and sewer bill  
\$148.16
  - \* Example of a 12,000 gallon average quarterly water and sewer bill  
\$222.24

Complete rate schedule can be found at [www.mountjoyborough.com](http://www.mountjoyborough.com)

# MJBA Service Area & Hydrant Flushing Map



The Mount Joy Borough Authority will continue its Fire Hydrant Flushing program in 2021. This year's program will be focusing on the north eastern side of our service area map. We will be flushing periodically throughout the spring, summer, and fall months from 8 AM - 3 PM. During this time, some customers may experience a brief change in water clarity or pressure. If this occurs your water pressure will come back to normal following the flushing procedures, if you experience a change in your water clarity, please run a faucet for a few minutes and your water's clarity will return to normal. Should you have any questions or concerns with this procedure, please call MJBA Office at 717-653-5938, M-F, 7 AM - 4 PM.



# 2020 Annual Drinking Water Quality Report

## Mount Joy Borough Authority

### PWSID# 7360091

Este informe contiene información muy importante sobre su agua de beber. Tradúzcalo ó hable con alguien que lo entienda bien. (This report contains very important information about your drinking water. Translate it, or speak with someone who understands it.)

#### Water System Information

This report represents the Mount Joy Borough Authority and shows our water quality and what it means. The Mount Joy Borough Authority's public water system identification number (PWSID) is 7360091. If you have any questions about this report or concerning your water utility, please contact Joe Ardini, Authority Manager or Scott Kapcsos, Operations Manager/Superintendent at the Mount Joy Borough Authority office. The phone number is (717) 653-5938. We want you to be informed about your water supply, if you want to learn more, please attend any of our regularly scheduled meetings. The meetings are held on the first and third Tuesday of each month at 4:00 p.m. at the Borough Municipal Center.

#### Source Water Information

Water supplied for our customers come from three (3) production wells, two (2) wells pump to the Carmany Road Water Treatment Plant and one (1) well pumps to the South Jacob Street Water Treatment Plant, all three (3) wells are classified by the PA DEP as being GUDI (Groundwater Under Direct Influence) wells. The groundwater supplied by two (2) wells comes from what is known as the Donegal Creek Drainage Basin and along with the Carmany Road Treatment plant located in East Donegal Township. The groundwater supplied by the third (3<sup>rd</sup>) well comes from what is known as the Chiques Creek watershed located in Mount Joy Borough and supplies the South Jacob Street Treatment plant located in East Donegal Township. In addition to the Treatment Plant facilities, there is one (1) booster pumping station and three (3) water storage tanks. The average daily output from the water treatment plant for 2019 was 942,469 gallons per day.

Water Assessment of our sources was completed in 2004 by the PA Department of Environmental Protection (PADEP). The Assessment has found that our sources are potentially most susceptible to ex. road deicing materials, accidental spills along roadways and railways, leaks in underground storage tanks and agriculture/residential spills. Overall, our sources have moderate risk of significant contamination. Summary reports of the Assessment are available by writing to the Mount Joy Borough Authority at P.O. Box 25 Mount Joy Pa. 17552 and will be available on the PADEP website at [www.dep.state.pa.us](http://www.dep.state.pa.us) (Keyword: "DEP source water"). Complete reports were distributed to municipalities, water supplier, local planning agencies and PADEP offices. Copies of the complete report are available for review at the PADEP South-central Regional Office, Records Management Unit at 717-705-4700.

**Some people may be more vulnerable to contaminants in drinking water than the general population. Immuno-compromised persons such as persons with cancer undergoing chemotherapy, persons who have undergone organ transplants, people with HIV/AIDS or other immune system disorders, some elderly, and infants can be particularly at risk from infections. These people should seek advice about drinking water from their health care providers. EPA/CDC guidelines on appropriate means to lessen the risk of infection by *Cryptosporidium* and other microbial contaminants are available from the Safe Drinking Water Hotline (800-426-4791).**

#### Monitoring Your Water

We routinely monitor for contaminants in your drinking water per federal and state laws. The following tables show the results of our monitoring for the period of January 1 to December 31, 2020. The State allows us to monitor for some contaminants less than once per year because the concentrations of these contaminants do not change frequently. Some of our data is from prior years in accordance with the Safe Drinking Water Act. The date has been noted on the sampling results table.

**Maximum Contaminant Level (MCL)** - The highest level of a contaminant that is allowed in drinking water. MCLs are set as close to the MCLGs as feasible using the best available treatment technology.

**Maximum Contaminant Level Goal (MCLG)** - The level of a contaminant in drinking water below which there is no known or expected risk to health. MCLGs allow for a margin of safety.

**Maximum Residual Disinfectant Level (MRDL)** - The highest level of a disinfectant allowed in drinking water. There is convincing evidence that addition of a disinfectant is necessary for control of microbial contaminants.

**Maximum Residual Disinfectant Level Goal (MRDLG)** - The level of a drinking water disinfectant below which there is no known or expected risk to health. MRDLGs do not reflect the benefits of the use of disinfectants to control microbial contaminants.

**Minimum Reporting Level (MRL)** – Detections below this level do not need to be reported.

**Treatment Technique (TT)** - A required process intended to reduce the level of a contaminant in drinking water.

**Mrem/year** = millirems per year (a measure of radiation absorbed by the body)

**pCi/L** = picocuries per liter (a measure of radioactivity)

**ppb** = parts per billion, or micrograms per liter (µg/L)

**ppm** = parts per million, or milligrams per liter (mg/L)

**ppq** = parts per quadrillion, or picograms per liter

**ppt** = parts per trillion, or nanograms per liter

#### **DETECTED SAMPLE RESULTS: Carmany Road – Entry Point**

<b><u>Inorganic Contaminants</u></b>	<b>MCL In CCR Units</b>	<b>MCLG</b>	<b>Highest Level Detected</b>	<b>Range of Detections</b>	<b>Units</b>	<b>Violation Y/N</b>	<b>Sources of Contamination</b>
Barium (2018)	2	2	0.015	- - -	ppm	N	Erosion of natural deposits.
Nitrate	10	10	4.04	2.66 – 4.04	ppm	N	Soil runoff
Chromium (2018)	100	100	1	- - -	ppb	N	Erosion of natural deposits.

#### **DETECTED SAMPLE RESULTS: SOUTH JACOB STREET - ENTRY POINT**

<b><u>Inorganic Contaminants</u></b>	<b>MCL In CCR Units</b>	<b>MCLG</b>	<b>Highest Level Detected</b>	<b>Range of Detections</b>	<b>Units</b>	<b>Violation Y/N</b>	<b>Sources of Contamination</b>
Nitrate	10	10	3.68	2.9 – 3.68	ppm	N	Soil runoff

#### **Lead and Copper Rule**

<b>Contaminant</b>	<b>Action Level (AL)</b>	<b>MCL G</b>	<b>90<sup>th</sup> Percentile Value</b>	<b>Units</b>	<b># of Sites Above AL of Total Sites</b>	<b>Violation Of TT Y/N</b>	<b>Sources of Contamination</b>
Lead 2020	15	0	5	ppb	0	N	Corrosion of household plumbing
Copper 2020	1.3	1.3	0.137	ppm	0	N	Corrosion of household plumbing

If present, elevated levels of lead can cause serious health problems, especially for pregnant women and young children. Lead in drinking water is primarily from materials and components associated with service lines and home plumbing. Mount Joy Borough Authority is responsible for providing high quality drinking water but cannot control the variety of materials used in household plumbing components. When your water has been sitting for several hours, you can minimize the potential for lead exposure by flushing your tap for 30 seconds to 2 minutes before using water for drinking or cooking. If you are concerned about lead in your drinking water, testing methods and steps you can take to minimize exposure is available from the Safe Drinking Water Hotline or at <http://www.epa.gov/safewater/lead>.



### Distribution System - Disinfection Byproducts and Byproduct Precursors

Contaminants	MCL In CCR Units	MCLG	Highest Level Detected	Range of Detections	Units	Violation Y/N	Sources of Contamination
Haloacetic Acids (ppb)	60	n/a	10.2	0.0 – 10.2	ppb	N	By-product of drinking water disinfection
TTHMs [Total trihalomethanes] (ppb)	80	n/a	70.7	5.1 – 70.7	ppb	N	By-product of drinking water chlorination
Chlorine (in the distribution)	mrcl= 4	mrcl= 4	2.05	0.35 – 2.05	ppm	N	Water additive used to control microbes

### Disinfection Residuals: Carmany Road & South Jacob Street (SJS)

Entry Point Disinfectant Residual							
Contaminant	Minimum Disinfectant Residual	Lowest Level Detected	Range of Detections	Units	Date of Lowest Detection	Violation Y/N	Sources of Contamination
Chlorine (at the Carmany water plant)	0.2	1.07	1.07 – 2.38	ppm	08/10/2020	N	Water additive used to control microbes.
Chlorine (at the SJS water plant)	0.2	0.96	0.96 – 2.47	ppm	12/29/2020	N	Water additive used to control microbes.

### Turbidity: Carmany Road

Contaminant	MCL	MCLG	Level Found	Sample Date	Range Found	Violation Of TT Y/N	Source of Contamination
Turbidity	TT=1 NTU for a single measurement	0	.22 NTU	10/01/2020	.01 - .41 NTU	N	Soil runoff
	TT= at least 95% of monthly samples ≤0.3 NTU		100%	1/1/2019 - 12/31/2019	n/a	N	

### Turbidity: - South Jacob Street

Contaminant	MCL	MCLG	Level Found	Sample Date	Range Found	Violation Of TT Y/N	Source of Contamination
Turbidity	TT=1 NTU for a single measurement	0	.391 NTU	3/11/2019	.01 - .391 NTU	N	Soil runoff
	TT= at least 95% of monthly samples ≤0.15 NTU		100%	1/1/2019 - 12/31/2019	n/a	N	

*Turbidity is a measure of the cloudiness of the water (in Nephelometric Turbidity Units). We monitor it because it is a good indicator of the effectiveness of our filtration system.*

### Total Organic Carbon: – Carmany Road

Total Organic Carbon (TOC)					
Contaminant	Range of % Removal Required	Range of percent removal achieved	Number of quarters out of compliance	Violation Y/N	Sources of Contamination
TOC	NA *	0% to 100%	0	N	Naturally present in the environment.

**Total Organic Carbon: – South Jacob Street**

<b>Total Organic Carbon (TOC)</b>					
<b>Contaminant</b>	<b>Range of % Removal Required</b>	<b>Range of percent removal achieved</b>	<b>Number of quarters out of compliance</b>	<b>Violation Y/N</b>	<b>Sources of Contamination</b>
TOC	NA *	10% to 100%	0	N	Naturally present in the environment.

\*Our raw water TOC levels are low enough that no removal is required, but our treatment system removes even those low levels of TOC.

**HEALTH EFFECTS:**

No MCL's or treatment techniques were exceeded.

**OTHER REQUIRED TESTING:****UCMR4 – Raw, Finished & Distribution**

Mount Joy Borough Authority participated in the U.S. EPA unregulated contaminants monitoring rule testing (UCMR4 testing), which extended partially into 2020. Unregulated contaminants do not have established drinking water standards set by the U.S. EPA. The purpose of monitoring for these contaminants is to help EPA determine if standards need to be established. The detections that were found in the UCMR4 testing are shown in the table below.

<b>Contaminants (units)</b>	<b>Year Sampled</b>	<b>MCL</b>	<b>Sample Location</b>	<b>Range of Detections</b>	<b>Minimum Reporting Level</b>
Manganese (ppb)	2020	Not Regulated	Treatment Facility	0 - 1.3	.4
Bromide (ppb)	2020	Not Regulated	Raw Water	0 – 38.5	10.0
Dichloroacetic Acid (ppb)	2020	Not Regulated	Distribution System	0.7 – 4.2	0.2
Trichloroacetic Acid (ppb)	2020	Not Regulated	Distribution System	0.7 – 1.9	0.5
Bromo Chloroacetic Acid (ppb)	2020	Not Regulated	Distribution System	1.2 – 3.0	0.3
Bromo Dichloroacetic Acid (ppb)	2020	Not Regulated	Distribution System	1.0 – 2.0	0.5
Dibromo acetic Acid (ppb)	2020	Not Regulated	Distribution System	0.6 – 1.6	0.3
Chlorodibromo acetic Acid (ppb)	2020	Not Regulated	Distribution System	0.7 – 0.9	0.3

*A detection of a UCMR4 analyte above the MRL does not represent cause for concern in itself. The implications of the detection should be judged considering health effects information, which is often still under development or being refined for unregulated contaminants. For more information on occurrence data consult "UCMR 4 Data Considerations, Definitions, Reference Concentrations and Summary PDF" at <https://www.epa.gov/dwucmr/fourth-unregulated-contaminant-monitoring-rule>*

**OTHER VIOLATIONS:**

MJBA obtained the second quarter Atrazine as required on 5/12/2020 which was transferred to Suburban Testing Labs (SLT) for analysis. SLT contracted this sample analysis to a third-party laboratory to be analyzed. The sample arrived broken upon arrival and could not be analyzed. Mount Joy Borough Authority was not notified of this until after the scheduled collection period had elapsed. A second sample was collected on June 9, 2020 and analyzed, but this fell out of the scheduled collection period.



### **EDUCATIONAL INFORMATION:**

The sources of drinking water (both tap water and bottled water) include rivers, lakes, streams, ponds, reservoirs, springs and wells. As water travels over the surface of the land or through the ground, it dissolves naturally-occurring minerals and, in some cases, radioactive material, and can pick up substances resulting from the presence of animals or from human activity. Contaminants that may be present in source water include:

- Nitrate in drinking water at levels above 10 ppm is a health risk for infants of less than six months of age. High nitrate levels in drinking water can cause blue baby syndrome. Nitrate levels may rise quickly for short time because of rainfall or agricultural activity. If you are caring for an infant, you should ask for advice from your health care provider.
- Microbial contaminants, such as viruses and bacteria, which may come from sewage treatment plants, septic systems, agricultural livestock operations, and wildlife.
- Inorganic contaminants, such as salts and metals, which can be naturally-occurring or result from urban storm water run-off, industrial or domestic wastewater discharges, oil and gas production, mining, or farming.
- Pesticides and herbicides, which may come from a variety of sources such as agriculture, urban storm water runoff, and residential uses.
- Organic chemical contaminants, including synthetic and volatile organic chemicals, which are by-products of industrial processes and petroleum production, and can also come from gas stations, urban storm water run-off, and septic systems.
- Radioactive contaminants, which can be naturally-occurring or be the result of oil and gas production and mining activities.

In order to ensure that tap water is safe to drink, EPA and DEP prescribes regulations which limit the amount of certain contaminants in water provided by public water systems. FDA and DEP regulations establish limits for contaminants in bottled water which must provide the same protection for public health.

Drinking water, including bottled water, may reasonably be expected to contain at least small amounts of some contaminants. The presence of contaminants does not necessarily indicate that water poses a health risk. More information about contaminants and potential health effects can be obtained by calling the Environmental Protection Agency's Safe Drinking Water Hotline (800-426-4791).

### **OTHER INFORMATION:**

Whether your tap water comes from surface or ground water, all drinking water sources are vulnerable to a variety of contaminants from a variety of activities. Preventing pollution is critical to protecting drinking water from contamination and reducing the need for costly treatment. Community involvement and individual action is the key to providing a safe supply of drinking water. Local Watershed Organizations greatly contribute to helping to clean up and preserve the water quality in our area streams.



REVENUES		
Account #	Description	
06.378.601	Residential Water Service	\$ 2,101,279.94
06.378.602	Commercial Water Service	\$ 231,303.07
06.378.603	Industrial Water Service	\$ 244,971.21
06.378.604	Public / Other Water Service	\$ 97,152.68
06.378.605	Water Tapping /Connection Fees	\$ 0
06.378.606	Water Meter Sales	\$ 8,000.00
06.378.607	Lease/Rent Agreements	\$ 82,000.00
06.378.608	Misc. Revenue/Reimbursements	\$ 3,000.00
06.378.609	Final Reading Fees	\$ 3,000.00
06.378.610	Interest Income	\$ 1,000.00
06.378.611	Lien Payoffs	\$ 300.00
06.378.612	Insurance Rebates	\$ 7,000.00
	<b>TOTAL REVENUES</b>	<b>\$ 2,779,006.90</b>
EXPENSES		
ADMIN.		
Account #	Description	
06.400.782	Authority Manager Wages	\$ 44,206.49
06.400.783	Operations Manager Wages	\$ 38,330.83
06.400.784	Business Manager Wages	\$ 28,862.48
06.400.785	Administrative Assistant	\$ 24,006.32
06.400.790	Authority Board Members	\$ 3,750.00
06.400.791	Pension	\$ 50,870.64
06.400.792	Water/Sewer Billing	\$ 13,000.00
06.400.793	Office Supplies	\$ 7,500.00
06.400.794	Communication Expense	\$ 5,500.00
06.400.795	Engineering	\$ 30,000.00
06.400.796	Trustee	\$ 3,000.00
06.400.797	Legal Expense	\$ 20,000.00
06.400.798	Liability / Worker's Comp Ins.	\$ 47,000.00
06.400.799	Health Insurance	\$ 196,209.46
06.400.800	Building Rental/Reimbursement	\$ 30,000.00
06.400.801	Auditor Expense	\$ 26,700.00
06.400.802	Uniforms	\$ 5,000.00
06.400.804	Payroll Taxes/Fees	\$ 45,000.00
06.400.806	General Expense	\$ 2,500.00
06.400.807	Dues/Memberships	\$ 26,500.00
06.400.808	Training	\$ 3,500.00
06.400.809	Bank Charges	\$ 100.00
06.400.810	Advertising / Printing	\$ 5,000.00
	<b>SUBTOTAL</b>	<b>\$ 656,536.22</b>

TREATMENT EXPENSES		
Account #	Description	
06.448.702	Wages	\$ 176,901.93
06.448.703	Supplies & Lab Supplies	\$ 14,000.00
06.448.704	Testing	\$ 32,000.00
06.448.705	Repairs / Maintenance	\$ 113,000.00
06.448.706	Chemicals	\$ 130,000.00
06.448.707	General Expense	\$ 500.00
06.448.708	Vehicle Expense	\$ 6,000.00
06.448.709	Utilities	\$ 100,000.00
06.448.710	Equipment Purchases/Tools	\$ 1,500.00
06.448.711	Equipment Maintenance	\$ 3,000.00
	<b>SUBTOTAL</b>	<b>\$576,901.93</b>
TRANSMISSION / DISTRIBUTION EXPENSES		
Account #	Description	
06.449.752	Wages	\$ 141,393.75
06.449.753	Supplies	\$ 2,500.00
06.449.754	Meters	\$ 25,000.00
06.449.755	Fire Hydrant Expenses	\$10,000.00
06.449.756	Repairs / Maintenance	\$ 65,000.00
06.449.757	Equipment Maintenance	\$ 7,500.00
06.449.758	Equipment Purchases/Tools	\$ 4,700.00
06.449.759	Service Connections	\$ 1,500.00
06.449.760	Vehicle Expense	\$ 11,000.00
06.449.761	General Expense	\$600.00
06.449.762	Utilities	\$ 27,000.00
	<b>SUBTOTAL</b>	<b>\$ 296,193.75</b>
	<b>TOTAL EXPENSES</b>	<b>\$1,529,631.90</b>
	DEBT SERVICE	\$924,086.50
	FUND BALANCE FOR BRIF	\$325,288.50
	<b>TOTAL BUDGET</b>	<b>\$2,779,006.90</b>

Revenues collected in excess of expenses paid and certain accruals are used for specific purpose of capital improvements to the Authority's water system and the payment of principal and interest on the Authority's outstanding debt.

2021-2022  
Mount Joy Borough  
Authority  
Water System Budget



<b>REVENUES</b>		
<b>Account #</b>	<b>Description</b>	
08.364.601	Residential Sewer Service	\$ 2,484,234.81
08.364.602	Commercial Sewer Service	\$ 242,127.95
08.364.603	Industrial Sewer Service	\$ 80,185.99
08.364.604	Public / Other Sewer Service	\$ 105,267.93
08.364.605	Sewer Tapping /Connection Fees	\$ 0
08.364.606	Water Meter Sales	\$ 8,000.00
08.364.607	Quarterly Surcharge Fees	\$ 30,000.00
08.364.608	Misc. Revenue/Reimbursements	\$ 3,000.00
08.364.609	Final Reading Fees	\$ 3,000.00
08.364.610	Interest Income	\$ 1,000.00
08.364.611	Lien Payoffs	\$ 300.00
08.364.612	Insurance Rebate	\$ 7,000.00
08.364.613	Energy Reimbursements	\$ 12,000.00
	<b>TOTAL REVENUES</b>	<b>\$2,976,116.68</b>
<b>EXPENSES</b>		
<b>ADMIN.</b>		
<b>Account #</b>	<b>Description</b>	
08.400.782	Authority Manager Wages	\$ 44,206.49
08.400.783	Operations Manager Wages	\$ 38,330.83
08.400.784	Business Manager Wages	\$ 28,862.48
08.400.785	Administrative Assistant	\$ 24,006.32
08.400.790	Authority Board Members	\$ 3,750.00
08.400.791	Pension	\$ 50,870.64
08.400.792	Water/Sewer Billing	\$ 13,000.00
08.400.793	Office Supplies	\$ 7,500.00
08.400.794	Communication Expense	\$ 5,500.00
08.400.795	Engineering	\$ 15,000.00
08.400.796	Trustee	\$ 3,000.00
08.400.797	Legal Expense	\$ 20,000.00
08.400.798	Liability / Worker's Comp Ins.	\$ 47,000.00
08.400.799	Health Insurance	\$ 196,209.46
08.400.800	Building Rental / Reimbursement	\$ 30,000.00
08.400.801	Auditor Expense	\$ 25,700.00
08.400.802	Uniforms	\$ 5,000.00
08.400.804	Payroll Taxes / Fees	\$ 45,000.00
08.400.806	General Expense	\$ 2,500.00
08.400.807	Dues / Memberships	\$ 5,000.00
08.400.808	Training	\$ 3,500.00
08.400.809	Bank Charges	\$ 100.00
08.400.810	Advertising / Printing	\$ 5,000.00
	<b>SUBTOTAL</b>	<b>\$619,036.22</b>

<b>COLLECTION EXPENSES</b>		
<b>Account #</b>	<b>Description</b>	
08.428.710	Wages	\$ 141,939.75
08.428.712	Supplies	\$ 2,500.00
08.428.714	Utilities	\$ 35,000.00
08.428.715	Equipment Maintenance	\$ 4,500.00
08.428.716	Repairs / Maintenance	\$ 95,000.00
08.428.717	Vehicle Expense	\$ 8,000.00
08.428.718	General Expense	\$ 600.00
08.428.719	Equipment Purchase / Tools	\$ 4,700.00
08.428.720	Service Connections	\$ 1,500.00
08.428.754	Meters	\$ 25,000.00
	<b>SUBTOTAL</b>	<b>\$318,193.75</b>
<b>TREATMENT &amp; DISPOSAL EXPENSES</b>		
<b>Account #</b>	<b>Description</b>	
08.429.730	Wages	\$ 265,713.31
08.429.732	Bio-solids Hauling	\$ 35,1000.00
08.429.733	Testing	\$ 29,000.00
08.429.734	Chemicals	\$ 230,000.00
08.429.735	Supplies / Lab Supplies	\$ 21,500.00
08.429.736	Utilities	\$ 185,000.00
08.429.737	Equipment Purchase / Tools	\$ 8,000.00
08.429.738	Plant Repairs / Maintenance	\$ 95,000.00
08.429.739	Equipment Maintenance	\$ 9,000.00
08.429.740	General Expense	\$ 7,000.00
08.429.742	Vehicle Expense	\$ 6,000.00
	<b>SUBTOTAL</b>	<b>\$891,213.31</b>
	<b>TOTAL EXPENSES</b>	
	DEBT SERVICE	\$992,997.00
	FUND BALANCE FOR BRIF	\$154,676.40
	<b>TOTAL BUDGET</b>	<b>\$2,976,116.68</b>

Revenues collected in excess of expenses paid and certain accruals are used for specific purpose of capital improvements to the Authority's sewer system and the payment of principal and interest on the Authority's outstanding debt.

2021-2022  
Mount Joy Borough  
Authority  
Wastewater System Budget

**MOUNT JOY BOROUGH AUTHORITY**  
PO Box 25  
Mount Joy, PA 17552

PRSR STD  
ECRWSS  
U.S. POSTAGE  
PAID  
EDDM RETAIL

LOCAL  
POSTAL CUSTOMER

This report is sent via bulk mail, therefore some residents outside our service area may receive this report.



# Residential Meter Replacement (Ongoing)

Over the past few years, MJBA staff has completed residential water meter replacement projects in various locations throughout our system, we typically start in the winter months. These projects are designed to accomplish a few things, update meters that are at or near their expected life span, provide accurate metering technologies to our customers, and reduce the hours spent walking and reading meters by installing meters that can be simply read by driving past each location. The location of these projects are diligently chosen by Authority staff to assure that most or all of these accomplishments are met. Should you receive a letter from us stating that we are doing a meter replacement project in your area, please contact us immediately to schedule a time that is convenient for you to have Authority staff replace your water meter.

21 East Main Street, P.O. Box 25  
Mount Joy, PA 17552  
TEL: (717) 653-5938  
FAX: (717) 653-6680  
E-mail: [authority@mountjoy.org](mailto:authority@mountjoy.org)  
Web: [www.mountjoyborough.com](http://www.mountjoyborough.com)

## CONSULTANTS

Arro Consulting, Inc., *Engineer*  
Barley, Snyder, Senft & Cohen, *Solicitor*  
Trout, Ebersole & Groff, *Auditors*  
Fulton Bank, *Trustee*  
Northwest Bank, *Depository*

© 2021 Mount Joy Borough Authority